





















KZN PROVINCIAL QUALIFIER BOYS LEVELS 1-3





LEVEL 1 6&U								TOT	AVE	PL
201	DAVID	HEAN	PMB ACAD	10.85	11.40	10.60	12.00	44.85	11.21	1
202	ADRIAN	BRIEL	TOTI	10.30	11.50	8.00	8.20	38.00	9.50	2
LEVEL 1 7								TOT	AVE	PL
203	Relief	Louw	HLUHLUWE	11.40	11.60	10.90	11.40	45.30	11.33	1
204	MICHAEL	DALTON	TOTI	10.70	11.55	10.20	11.60	44.05	11.01	2
LEVEL 1 8								TOT	AVE	PL
205	Jordan	Els	MIDLANDS	10.60	11.30	9.40	10.30	41.60	10.40	1
LEVEL 1 9&0								TOT	AVE	PL
206	James	Robins	HLUHLUWE	10.50	11.00	8.20	10.50	40.20	10.05	1

KZN PROVINCIAL QUALIFIER BOYS LEVELS 1-3





LEVEL 2 7&u

					TOT	AVE	PL
207 Connor Griffiths Pinetown	10.80	11.30	9.60	9.80	41.50	10.38	1
209 Johann Fourie RICH BAY	10.80	11.10	8.20	9.80	39.90	9.98	2





LEVEL 2 9&u

					TOT	AVE	PL
219 STEPHAN PALMER PMB ACAD	11.60	11.60	11.20	10.70	45.10	11.28	1
218 CODY SMITH PMB ACAD	11.75	11.50	11.30	9.60	44.15	11.04	2
217 CHAD BAXTER PMB ACAD	11.20	11.35	10.70	10.50	43.75	10.94	3
210 Pieter - Henco Nel HLUHLUWE	10.75	11.35	9.40	10.50	42.00	10.50	4
211 Thuthukani Mthethwa HLUHLUWE	10.15	11.25	10.40	9.90	41.70	10.43	5
212 Tristan Dell MIDLANDS	10.40	11.45	9.10	10.40	41.35	10.34	6
213 Leonardo Filipe NEWCASTLE	10.55	11.35	9.20	9.90	41.00	10.25	7
216 Tristan Watts Pinetown	9.65	11.30	9.80	9.00	39.75	9.94	8





LEVEL 2 11&u

					TOT	AVE	PL
221 Murray Louw HLUHLUWE	11.10	11.55	9.80	10.30	42.75	10.69	1
220 Gert Jacobs RICH BAY	11.20	11.60	9.80	10.10	42.70	10.68	2





LEVEL 2 12&o

					TOT	AVE	PL
222 Andre Collins HLUHLUWE	11.40	11.40	10.90	10.30	44.00	11.00	1





## LEVEL 3 8&amp;u

					TOT	AVE	PL
<b>225</b> Matthew Kriegisch Pinetown	10.90	11.50	10.50	10.40	43.30	10.83	1
<b>226</b> ALLAN DU TOIT PMB ACAD	11.20	11.10	11.20	9.70	43.20	10.80	2
<b>224</b> Joshua Bennet Pinetown	10.30	11.45	10.80	10.60	43.15	10.79	3
<b>227</b> LEARIEL BONHOMME TOTI	10.90	11.65	9.90	10.40	42.85	10.71	4
<b>223</b> Marcello Fynn NEWCASTLE	9.95	11.70	9.80	9.50	40.95	10.24	5





## LEVEL 3 10&amp;u

					TOT	AVE	PL
<b>228</b> Asande Phiri MIDLANDS	10.50	11.60	11.60	10.80	44.50	11.13	1
<b>229</b> CHRISTIAAN VAN COLLER TOTI	10.30	11.55	10.30	10.30	42.45	10.61	2
<b>231</b> MICHALE RYDER PMB ACAD	10.05	11.70	11.00	8.90	41.65	10.41	3
<b>230</b> Meldon Bezuidenhout NEWCASTLE	9.70	11.10	10.20	8.20	39.20	9.80	4

## LEVEL 3 12&amp;u

					TOT	AVE	PL
<b>232</b> Danie Lubbe RICH BAY	11.10	11.60	11.70	11.00	45.40	11.35	1
<b>234</b> RYAN HARRISON PMB ACAD	10.75	11.30	11.30	10.80	44.15	11.04	2
<b>233</b> Eduan Van Niekerk RICH BAY	10.50	11.35	10.10	8.80	40.75	10.19	3

## LEVEL 3 13&amp;o

					TOT	AVE	PL
	0.00	0.00	0.00	0.00	0.00	0.00	1
	0.00	0.00	0.00	0.00	0.00	0.00	2
	0.00	0.00	0.00	0.00	0.00	0.00	3